



£550 pcm

1 Bedroom House Share to rent

Room 2 29 Ingles Drive, Worcester



EweMove
SALES AND LETTINGS



Overview

Are Ewe looking for a fabulous shared house near to the centre of the City?

Available 30th June Double room in shared house. Single Occupancy .



Key Features

- Utility bills included
- high speed broadband included
- Frist Floor Double room
- Separate Utility room, with tumble dryer
- Separate Lounge and dining area
- Walking distance to Worcester City
- Central St. John's location
- Parking on Street - no permits needed





Are Ewe looking for a fabulous shared house near to the centre of the City?

Available 30th June Double room in shared house. Single Occupancy .

Total of 5 people in this shared house. Sharing a bathroom and cloakroom with 3 other people.

First floor, facing the rear of the house. Furnished Room in Professional shared House, Single Occupancy. All bills included, council tax, gas central heating. Super Fast Wi Fi

Just off the main road in the St. John's area of Worcester , you will find this great house share. This room is furnished with a double bed, bedside cabinet, wardrobe, and drawers.

Flooding risk very low

Phone vodafone/ three./o2/ okay

broadband 110mb included

Bedroom 2


9' 6" x 9' 2" (2.90m x 2.80m)

Bedroom 2 on floor plan

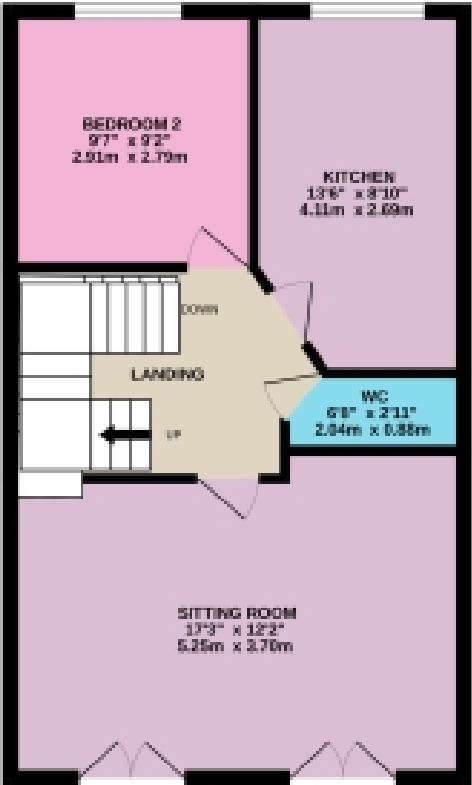


Floorplans

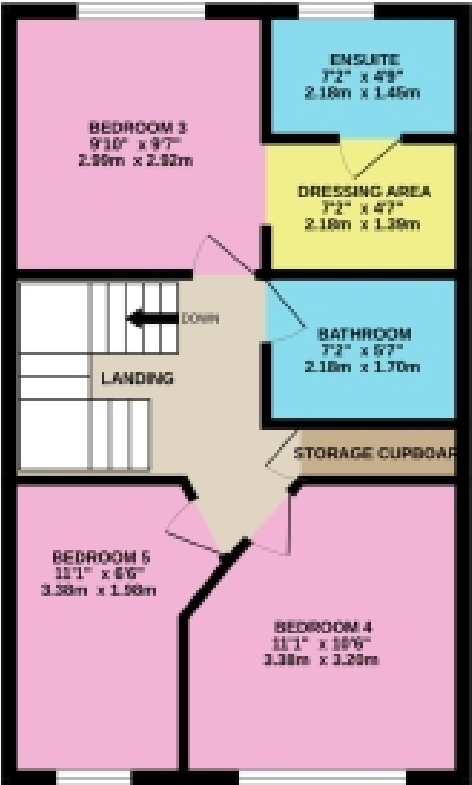
GROUND FLOOR
872 sq.ft. (84.6 sq.m.) approx.



1ST FLOOR
484 sq.ft. (44.9 sq.m.) approx.



2ND FLOOR
484 sq.ft. (44.9 sq.m.) approx.



5 BEDROOM HMO

TOTAL FLOOR AREA : 1340 sq.ft. (124.5 sq.m.) approx.

Whilst every attempt has been made to ensure the accuracy of the floorplan contained here, measurements of doors, windows, rooms and any other items are approximate and no responsibility is taken for any error, omission or mis-statement. This plan is for illustrative purposes only and should be used as such by any prospective purchaser. The services, systems and appliances shown have not been tested and no guarantee as to their operability or efficiency can be given.
Made with Metropix ©2023

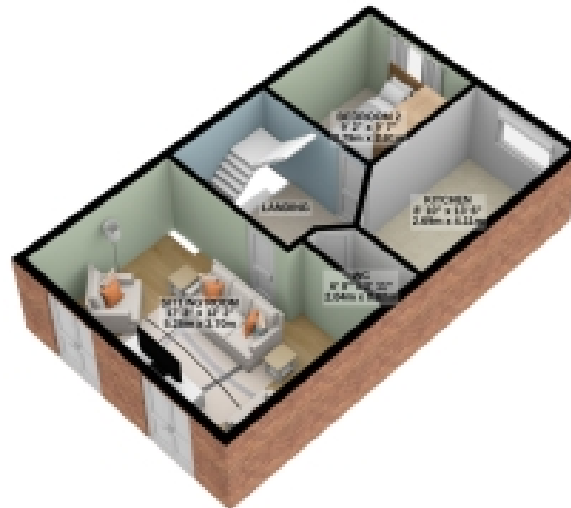


Floorplans

GROUND FLOOR
372 sq.ft. (34.6 sq.m.) approx.



1ST FLOOR
484 sq.ft. (44.9 sq.m.) approx.

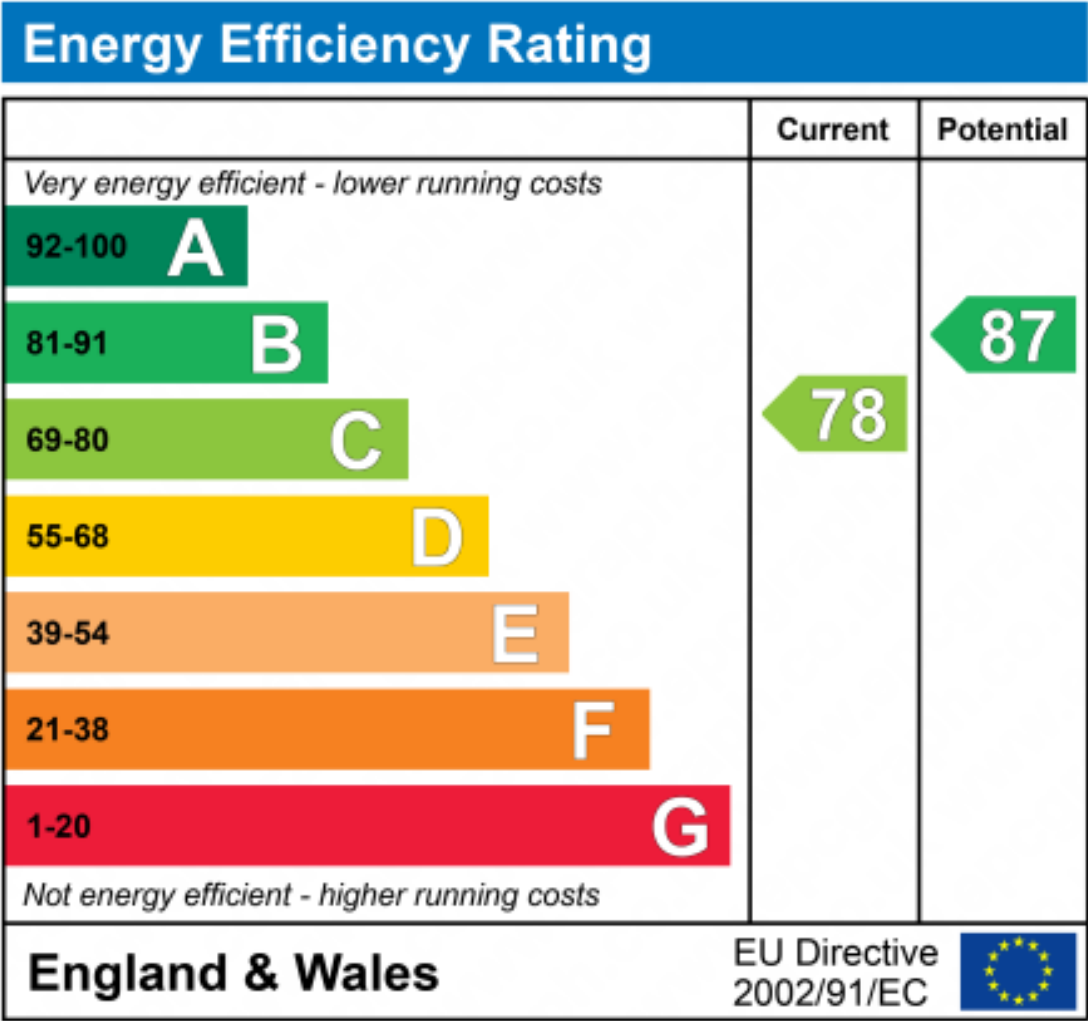


2ND FLOOR
484 sq.ft. (44.9 sq.m.) approx.



5 BEDROOM HMO
TOTAL FLOOR AREA : 1340 sq.ft. (124.5 sq.m.) approx.

For illustrative purposes only. Decorative finishes, fixtures, fittings and furnishings do not represent the current state of the property. Measurements are approximate. Not to scale.
Made with Metropix © 2023





Marketed by Ewemove Worcester East

01905 967991 (24/7)

worcestereast@ewemove.com

